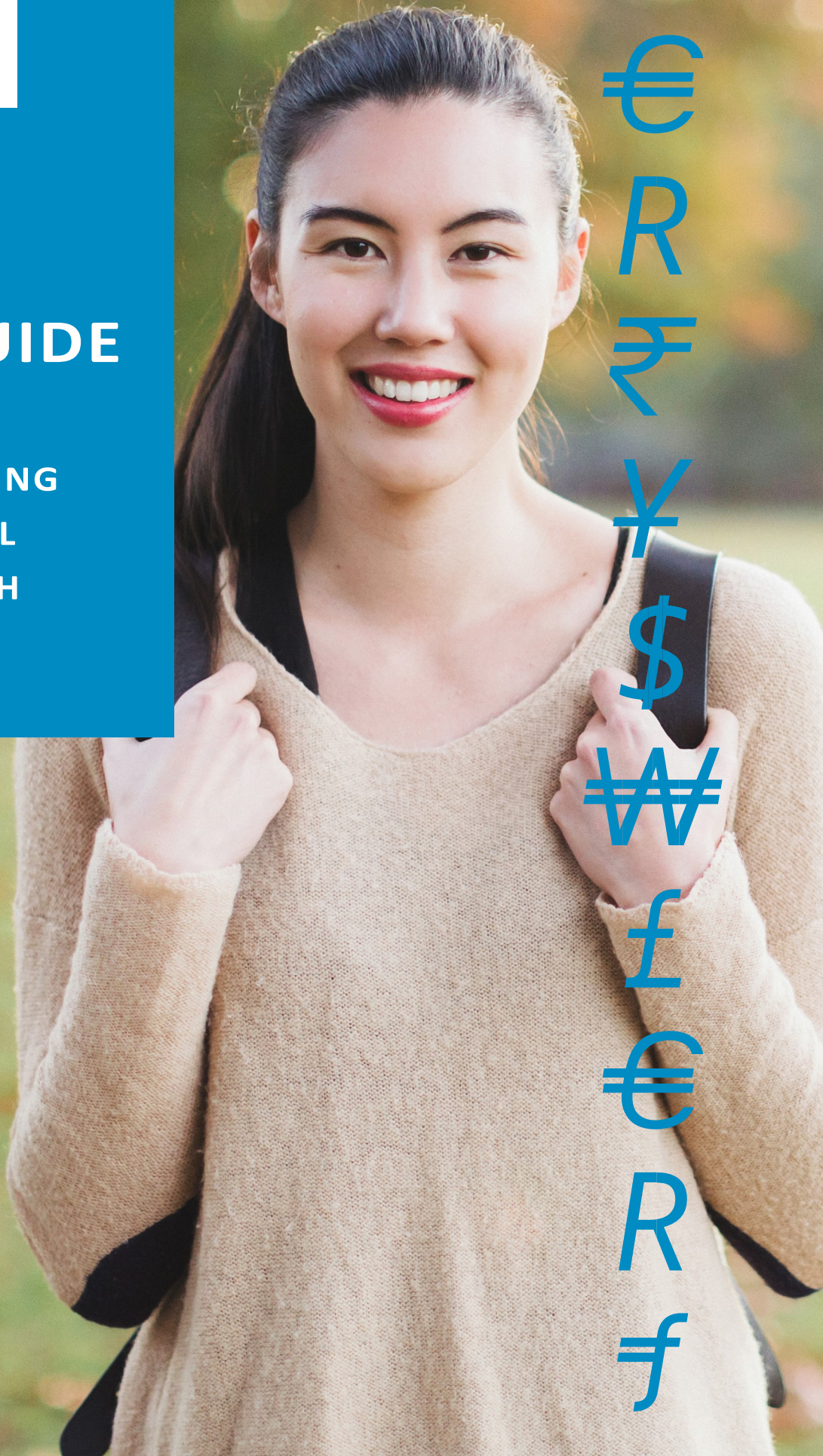


Columbia
COLLEGE CHICAGO

flywire

PAYERGUIDE

THE STUDENT'S
GUIDE TO MAKING
INTERNATIONAL
PAYMENTS WITH
FLYWIRE



£
€
R
₹
¥
\$
₩
£
€
R
₹

WHY PAY THROUGH FLYWIRE?

- **Flywire allows you to pay from almost any country or bank in your home currency**
- **No bank fees or further charges**
- **Competitive exchange rates and a best price guarantee**
- **Fast transfers – your payment is usually received by the university within 3-4 business days**
- **A guarantee that Columbia College Chicago will receive the correct amount once your payment is made, you don't need to worry about fluctuation exchange rates!**
- **Payment tracking via a student dashboard, with notification via email once payment is received by Columbia College Chicago**

STEP 1: LOG IN

Visit <https://my.colum.edu/ics/> and enter your MyColumbia ID number and password in the upper right corner to log in.




You are here: MyColumbia

Welcome to MyColumbia (formerly Oasis), the official Columbia College Chicago Student Portal. Please sign in above.



STEP 2: NAVIGATE TO THE MyFinancials PAGE

Select the MyFinancial tab, located on the menu at the top of the page.



You are here: MyFinancials > Financials Home

MyFinancials



My Account Information

- [Student Account Summary](#)
- [Financial Aid Awards](#)
- [Missing Documents](#)
- [My Account Balances By Semester](#)
- [How to Get Your 1098T Form](#)

Online Forms

- For a full list of forms, please visit the [Resource Center](#).
- [Book Charge](#)
- [Meal Charge](#)
- [Private Educational Loan Agreement](#)
- [Award Letter Reprint](#)
- [Cost of Attendance \(COA\) Change Request](#)
- [Grade Progression Loan Increase Request](#)

CCCPay - Online Billing, Payments and Refunds

- [Enter CCCPay](#)
- [How To Disable Pop-up Blocker for CCCPay](#)

Scholarship Information

- [Information on Scholarships](#)
- [Scholarship Applications](#)

Student Employee Information

- [MyC Self Service](#)
- [Student Employment Information](#)



STEP 3: NAVIGATE TO BILL PAY

On the MyFinancials tab, select the Enter CCCPay link located under the CCCPay heading in the right column.

Columbia
COLLEGE CHICAGO

Welcome back Yosef Columbia ([Password Change](#) | [Logout](#))

[Sandbox](#) [MyColumbia](#) [MyAcademics](#) [MyFinancials](#) [MyBookings](#)

You are here: [MyFinancials](#) > [Financials Home](#)

MyFinancials

My Account Information

- [Student Account Summary](#)
- [Financial Aid Awards](#)
- [Missing Documents](#)
- [My Account Balances By Semester](#)
- [How to Get Your 1098T Form](#)

Online Forms

- For a full list of forms, please visit the [Resource Center](#)
- [Book Charge](#)
- [Meal Charge](#)
- [Private Educational Loan Agreement](#)
- [Award Letter Reprint](#)
- [Cost of Attendance \(COA\) Change Request](#)
- [Grade Progression Loan Increase Request](#)

CCCPay - Online Billing, Payments and Refunds

- [Enter CCCPay](#)
- [How To Disable Pop-up Blocker for CCCPay](#)

Scholarship Information

- [Information on Scholarships](#)
- [Scholarship Applications](#)

Student Employee Information

- [MYC Self Service](#)
- [Student Employment Information](#)

[Privacy Policy](#) [Canvas](#) [Columbia Central](#) [Columbia Web Site](#)

MyColumbia works best with Google Chrome

STEP 4: SELECT MAKE PAYMENT

You are now on the CCCPay homepage. Select the “Make a Payment” button on the left side of the page.

Columbia
COLLEGE CHICAGO

[nelnet](#) [Español](#) [Customer Service](#)

[Home](#) [My Profile](#) [Financial Accounts](#) [Signed in as Joe](#)

Hello Joe

Payment Plan & Billing [View Details](#)
Joe Columbia ID: 56421

Current Balance
\$250.00 [Transaction Details](#)

[Make a Payment](#)

[View Current Statement](#) Current Statement Due 28 Dec 2019

	AMOUNT DUE
SPRING 2019 Current Charges	\$50.00
PRIOR BALANCE Current Charges	\$200.00

[Set up a Payment Plan](#)

Refunds
Joe Columbia ID: 56421

[Manage Refunds](#)

Joe Columbia

- [jcolumbia3@colum.edu](#)
- Register to receive text services on your mobile phone.
- Three Authorized Parties on your account
[Add an Authorized Party.](#)

210
v19.12.10219.11828

Customer Service | [Terms of Use](#) | [Privacy & Security](#)
© 2001-2020 Nelnet, Inc. and Affiliates. All Rights Reserved.

STEP 5: ENTER PAYMENT AMOUNT

- On the Make a Payment page, select account and enter the amount you would like to pay in the "Payment Amount" field.

Columbia
COLLEGE CHICAGO

Home My Profile Financial Accounts Signed in as Joe

Make A Payment

Joe Columbia ID: 56421

1 Select A Payment 2 Payment Method 3 Receipt

Want to designate another payer?

Select Accounts to Pay

ACCOUNT	TERM	CURRENT BALANCE	PAYMENT AMOUNT
<input checked="" type="checkbox"/> Student Account Balance	Spring 2019	50.00	\$ 50.00
<input type="checkbox"/> Student Account Balance	Prior Balance	200.00	\$ Enter Amount

● \$200.00 Eligible for Payment Plan
Set up a Payment Plan

PAYMENT AMOUNT \$50.00

Cancel **Next - Payment Method**

207
v19.12.10219.11828

Customer Service | Terms of Use | Privacy & Security
© 2001-2020 Nelnet, Inc. and Affiliates. All Rights Reserved.

- Select the International Payment option.

Microsoft Office Home Mail - Paasch, Robert - Out Best Soundbars 2019: Com MyFinancials - Financials H Make a Payment - Step 2

online.campuscommerce.com/payments/consumer/inst/4LM4T/customer/5111430756/511142075/make-a-payment/add-payment-method/internation...

Columbia
COLLEGE CHICAGO

Home My Profile Financial Accounts Signed in as Joe

Make A Payment

Joe Columbia ID: 56421

1 Select A Payment 2 Payment Method

Payment Method

Bank Account
 Credit / Debit Card
 International Payment

International Payment Partner:
Flywire

STEP A
Click "Proceed to Flywire" to be directed to Flywire's website.

STEP B
Follow the Flywire transaction process.

STEP C
Track your transaction status with Nelnet.




Total Amount

Institution Amount	\$50.00
--------------------	---------

Chat Now

FLYWIRE.COM

- Click the Proceed to Flywire button. You will now be directed to the Columbia College payment portal on Flywire.

Home My Profile Financial Accounts   Signed in as Joe 

STEP A
Click "Proceed to Flywire" to be directed to Flywire's website.

STEP B
Follow the Flywire transaction process.

STEP C
Track your transaction status with Nelnet.

Total Amount

Institution Amount	\$50.00
--------------------	---------

Total \$50.00

Please Note

International payment may be applied differently to your account if:

- There is a change in balance during the payment process.
- The amount received differs from what was originated.



Cancel **Proceed to Flywire**


STEP 5: ENTER YOUR COUNTRY & SELECT PAYMENT METHOD


- You are now in Flywire's payment portal. Enter the country you are paying from.
- Based on your country selection Flywire will automatically display your local currency rate with the appropriate payment options, such as traditional bank transfer or debit/credit card payment.
- Traditional bank transfer (also known as a wire) is the most cost effective method. Please note that to complete the payment you will need to make arrangements with your bank (in-person, online, or over the phone) and send your funds to Flywire in your chosen currency.
- Debit/credit card will allow you to make an online payment in your home currency. Contrary to a traditional international credit card payment, with Flywire we are handling the foreign exchange so you will know the exact amount that will be deducted from your account before making your payment. Please note that credit card payments are not available in every country.
- Flywire will then convert your currency and pay your institution.
- If you have an account in a different currency that you would prefer to use, select that country in the "what country are you paying from" field instead.





- If you select your home country, but you don't see your home currency, not to worry — you can always pay in the currency of your institution or select a different currency. The process and benefits will remain the same; however, your bank will handle the foreign exchange before sending the funds to Flywire.


Select your preferred payment method



 **Best Price Guaranteed** Subject to terms and conditions 


 Bank Transfer in Canadian Dollars
C\$69.00 [SELECT](#)


 Online Bill Pay
C\$69.00 [SELECT](#)


Supports:    

[More info](#) 

  Debit/Credit Card in CAD
C\$70.00 [SELECT](#)

 PayPal in CAD
C\$70.00 [SELECT](#)

[More info](#) 

[I want to pay in another currency](#) 

[Help](#)

STEP 6: LOGIN/CREATE ACCOUNT & FILL IN PERSONAL DETAILS

- Enter your name, email, and password to create an account (this will allow you to track your payment each step of the way). In addition, your payment details will be saved and pre-fill for your next payment.
- Follow the prompts to fill in your personal details and contact information.
- Click the Continue with Payment button.

Flywire Account

Create a new account
 Sign into an existing account

* First / Given Name

* Last name / Surname / Family name

* Email

* Password

* Password Confirmation

By clicking "CONTINUE WITH PAYMENT" you agree to our [Terms of Use and Privacy Policy](#).

CONTINUE WITH PAYMENT

Payer Information

* First name of Payer ?

If you're a company/organization paying for a student, please use the place of first name.

Middle name

* Last name

If you're a company/organization paying for a student, please use the place of last name.

* Address 1

Post Office Boxes are not permitted

Address 2

* City

State / Province / Region

ZIP / Postal Code

* Country

* How can we reach you via phone if there are questions with your payment? ?

Student Information

* Student ID

* First Name

Given Name

Middle Name

* Last Name

Surname / Family name

* Date of Birth

MM/DD/YYYY

* Student Email Address

* Program of Study

* Expected year of program

Contact Information

* The person filling out this form is

Payment Information

* Payment Type

Education Payment
 Installment Payment
 International Foreign Deposit
 Dorm Deposit
 Housing Deposit
 Other

If more than one selection, please provide details of how funds should be distributed

For example: Dorm Deposit \$100 Housing Deposit \$200 Education Payment \$1200

STEP 7: CONFIRM PAYMENT DETAILS

- Please review and confirm the information for your payment. Select Pay button.

Review and confirm payment information

Payment information	You will send C\$69.00	Columbia College - Chicago will receive \$50.00
	Country or region Canada	
Payment method	You selected Bank Transfer in Canadian Dollars	
Payer information	First name Joe	Middle name -
	Family name Columbia	Address 1 600 S Michigan Ave
	Address 2 -	City Chicago
	State / Province / Region -	Zip code / Postal Code 60605-1900
	Country Canada	Phone number 1
	Email jcolumbia3@colum.edu	

[Help](#)

Contact Information	The person filling out this form is Student	
Payment Information	Payment Type Student account payment	If Other, please specify: -
Student Information	Student ID 56421	First Name Joe
	Middle Name -	Last Name Columbia
	Program of Study Undergraduate program	
	Student Email Address jcolumbia3@colum.edu	

[← PREVIOUS](#) [PAY →](#)

- If you are paying via bank transfer, you will receive a deadline by which you should go to your bank and complete the payment. This payment due date will be listed on the payment details page at the bottom. (If you need more time, our Customer Support Department can allow for an extension at the time of booking. If you miss your deadline, you can also request more time in your dashboard. This deadline is not associated with your educational institution deadline).

1. Payment Info
2. Payment method
3. Payer Info
4. Info for the receiver
5. Review & Confirm
6. Make payment

Follow the steps below to pay \$50.00 before **February 27, 2020** or your payment will be cancelled automatically.

Status ● Payment pending [Why is my payment pending?](#)
Payment ID: CLM849084625

You send to Flywire

C\$69.00

Columbia College - Chicago receives

\$50.00

Flywire is waiting to receive your funds.

1 Now, you need to transfer funds to Flywire to complete your payment

Use your preferred option depending on your bank

Online banking/ Mobile banking
If you have online banking or a mobile app from your bank, you can easily log in to your account and initiate the transfer.

Telephone transfer
You may also call your bank and authorize them to initiate the transaction on your behalf.

Add this payment to your Flywire account

[ADD PAYMENT](#)

Manage your payment

- [Edit payment details](#)
- [SMS notifications](#)
- [Cancel payment](#)
- [Download payment receipt](#)

[Help](#)

2 Make the bank transfer to Flywire

Use the payment instructions below to send the money to us. Keep in mind that it will take 2-3 business days to arrive to us.

Amount to pay	C\$69.00
Reference / Payment ID	CLM849084625
Remittance Information / Reference	CLM849084625 - Columbia College - Chicago
Beneficiary	Flywire Payments Corporation
Beneficiary Address	141 Tremont Street, 10th Floor, Boston, MA 02111 (USA)
Beneficiary Bank (*)	Citibank NA Canadian Branch
Beneficiary Bank Address	123 Front St. West, Toronto, ON M5J 2M3
Beneficiary Account Number	2018385008
Transit Number (**)	032820012
(**)	Some Banks may ask for Bank and Branch Code. Please use for Bank Code: 0328 and for Branch Code: 20012
(*)	Corporate Office - This office does not accept walk-ins
Beneficiary Bank SWIFT/BIC Code	CITICATTBCH
Detail of charges	OUR In a SWIFT, at field 71A "Details of Charges", from the available options BEN, SHA, OUR, select OUR. This field

[Help](#)

- Click the Continue with Payment button.

STEP 8 (FOR BANK TRANSFERS): REVIEW PAYMENT INSTRUCTIONS

- For a bank transfer (wire) you will be directed to your payment dashboard where you will receive payment delivery instructions. You can review the payment details and return as necessary to check the status of your payment.
- You can enter your mobile phone at the prompt if you would like to receive payment status updates via text. If you do not want to receive text updates click the “no thank you” link.
- For a bank transfer we recommend that you print the instructions to bring with you to the bank when you make your payment. This will make the process clearer for you and the bank. Please make sure to include your Flywire payment ID in the details of your bank transfer.
- **IMPORTANT:** Your payment ID is only valid for this payment. Every payment requires a unique Flywire payment ID. This facilitates the payment tracking process.

Payment Pending

Pay before **December 2, 2015**

25,000.00 USD to Columbia College Chicago

Payment ID	Payment to Send	Created on	
AND372354861	24,201.00 EUR	November 30, 2015	View all details

Please initiate your transfer no later than December 2, 2015

Use the payment instructions to pay from your bank

Amount and Currency to send:	24,201.00 EUR
Remittance Information / Reference:	AND372354861 - Columbia College Chicago
Instructions to Sender/Sender Bank:	To fulfill the FX Contract you have entered with peerTransfer Education please send EUR. Sending any other currency will incur extra cost due to foreign exchange fees.
Beneficiary Bank SWIFT/BIC Code:	CITIESMX
Beneficiary Bank:	CITIBANK NA
Beneficiary Bank Address:	José Ortega y Gasset 29, Planta 4, 28006 - Madrid (SPAIN)
IBAN:	ES3814740000140660146008
Beneficiary:	peerTransfer Education Corp
Beneficiary Address:	Av. Aragón 30, 13J 46021 Valencia, Spain
Status:	Please allow up to 72 hours for peerTransfer to update the progress of your payment on your dashboard. You will receive an email when that happens.
Notes:	Please make sure that the Payment ID shown is included in the payment description or reference field. Otherwise, delays in processing your payment will be experienced

[Need to print the bank instructions?](#)

BIC Code: CITIESMX
CITIBANK NA
José Ortega y Gasset 29, Planta 4, 28006 - Madrid (SPAIN)

Want to receive SMS/text updates on your payment?

Enter your mobile number to get alerts when we receive and deliver your payment. Message and Data Rates May Apply

+1 201-555-5555 or [no, thank you.](#)

[Need to print the bank instructions or get an authorization letter?](#)


STEP 8 (FOR CREDIT CARDS): REVIEW PAYMENT INSTRUCTIONS

- For debit/credit card payments you will be taken to a web form to fill in your credit card information and complete your payment. Please note that funds will not be displayed on your student account immediately as your payment still needs to be processed and delivered to your institution.
- Please be sure to check your credit card limits to verify it can accommodate your payment size. In some cases you will need to call your bank to confirm your payment can be processed.
- You can enter your mobile phone with the SMS notifications link if you would like to receive payment status updates via text.
- **IMPORTANT:** Your payment ID is only valid for this payment. Every payment requires a unique Flywire payment ID. This facilitates the payment tracking process.

Follow the steps below to pay \$50.00 before **February 26, 2020** or your payment will be cancelled automatically.



Status ● Payment pending Payment ID CLM234436999

You send to Flywire **C\$70.00** Columbia College - Chicago receives **\$50.00**

 Flywire is waiting to receive your funds.

Payment details

Cardholder's name Cardholder's surname

Card number  Expiry date (MM/YY) CVV 

Save card for future payments

Amount to pay
CA\$70.00

PAY CA\$70.00


Add this payment to your Flywire account

ADD PAYMENT

Manage your payment

- [Edit payment details](#)
- [SMS notifications](#)
- [Cancel payment](#)
- [Download payment receipt](#)

Your payment receipt is not available for download until after the payment reaches its destination

 **Help**

STEP 7: TRACK PAYMENT STATUS ONLINE

- Your dashboard will be updated each step of the process, and you will receive a final email confirmation when payment has been delivered to your institution.

- Keep in mind that your school may take 2-3 business days to post your payment to your account once they have received it.
- If you have not sent your payment within 2 days, you will receive a notification from Flywire asking if you need more time, want to cancel, or have already sent your payment.
- Should you have any questions along the way, select the Help button at the bottom of the page to chat with Flywire 24x7. Select the Help link at the top of the page to view frequently asked questions about Flywire services. Select the Contact link for Customer Support phone numbers by country.

Email: support@flywire.com

Online: flywire.com/help

Columbia
COLLEGE CHICAGO

Contact Help Log in English

1. Payment Info 2. Payment method 3. Payer Info 4. Info for the receiver 5. Review & Confirm 6. Make payment

Follow the steps below to pay \$50.00 before February 26, 2020 or your payment will be cancelled automatically.

Status ● Payment pending Payment ID CLM234436999

You send to Flywire **C\$70.00** Columbia College - Chicago receives **\$50.00**

Flywire is waiting to receive your funds.

Payment details

Cardholder's name Cardholder's surname

Card number Expiry date (MM/YY) CVV

Save card for future payments

Add this payment to your Flywire account

ADD PAYMENT

Manage your payment

[Edit payment details](#)

Help

